

3CX Outbound Rules

(Breeze Connect SIP Trunks)

Revision 2
10/10/18

3CX Outbound Call Rules

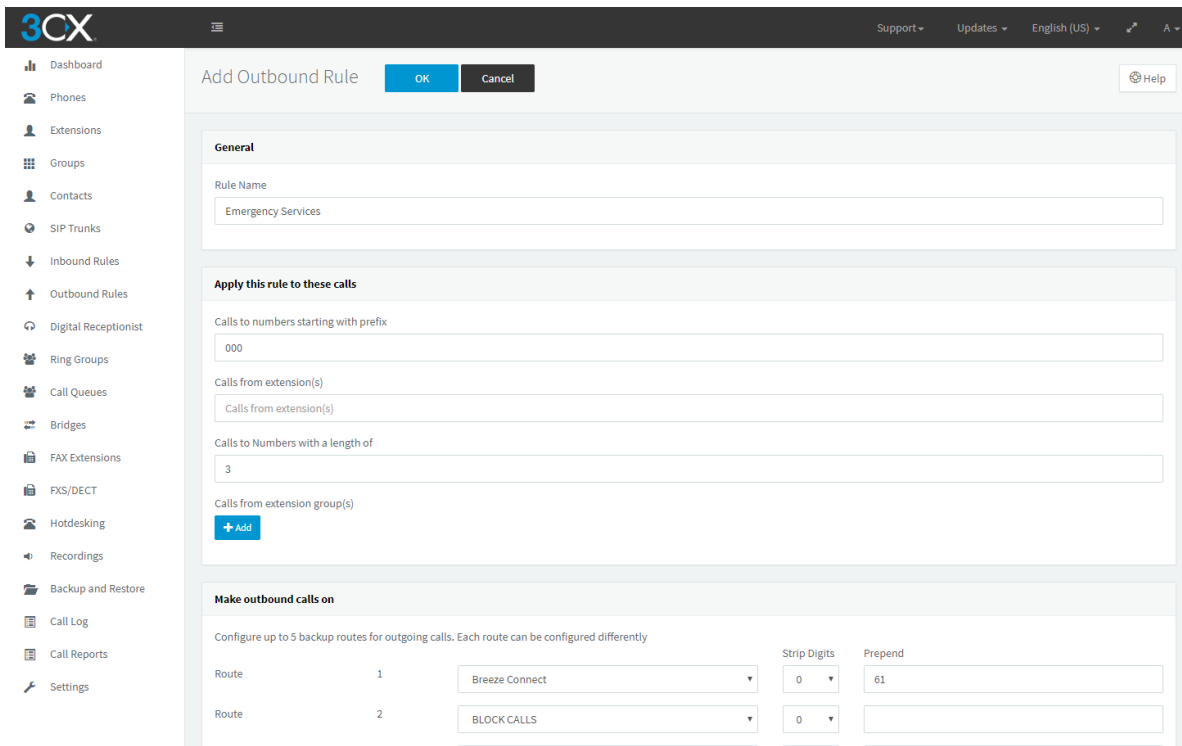
We recommend the following Outbound Call Rules when setting up 3CX Phone System.

Outbound Rule Name	Call from extension(s)	Prefix	Length	Extension Group	Route1
Emergency Services		000	3		Breeze Connect
Local			8		Breeze Connect
National & Mobile		02,03,04,0...	10		Breeze Connect
Premium Numbers		13,1300,1800	6,10,11,12,13...		Breeze Connect
E164		61	5,6,7,8,9,10,1...		Breeze Connect
International		0011	9,10,11,12,13...		Breeze Connect

Outbound Rule Name	Description
Emergency Services	Required for Emergency Calls to 000
Local	Used to route local calls
National & Mobile	Used to route Interstate and Mobile calls
Premium Numbers	Used to route 13, 1300 and 1800 numbers
E164	Used to route calls in E164 format
International	Used to route international calls OPTIONAL

Emergency Calls – 000

Please use the following Outbound Rule



3CX Support Updates English (US) A

Add Outbound Rule OK Cancel Help

General

Rule Name
Emergency Services

Apply this rule to these calls

Calls to numbers starting with prefix
000

Calls from extension(s)
Calls from extension(s)

Calls to Numbers with a length of
3

Calls from extension group(s)
+ Add

Make outbound calls on

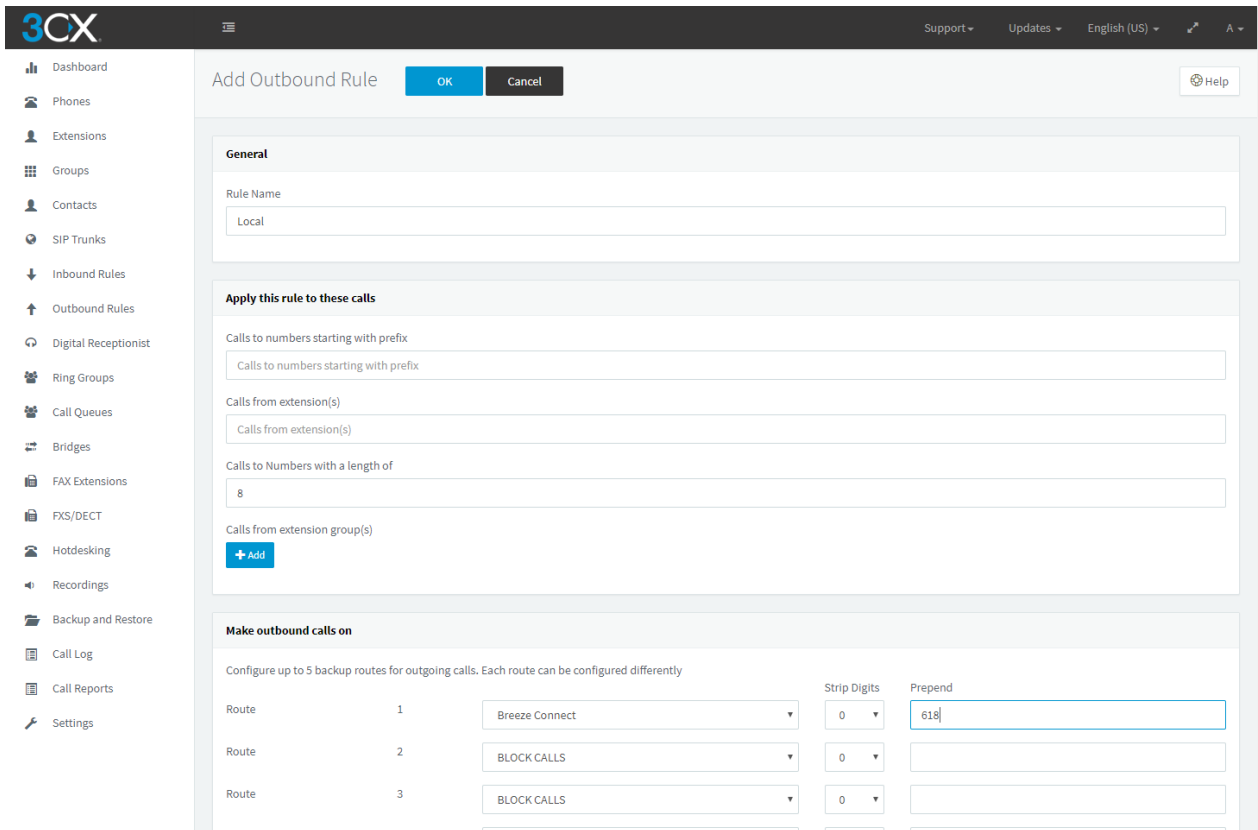
Configure up to 5 backup routes for outgoing calls. Each route can be configured differently

Route	Strip Digits	Prepend
1 Breeze Connect	0	61
2 BLOCK CALLS	0	

Local Calls

Australia uses eight-digit local phone numbers preceded by the STD area code. Please follow the guide below:

Area Code	Region	State or Territory	Prepend (For 3CX)
02	Central East	NSW, ACT	612
03	South East	VIC, TAS	613
07	North East	QLD	617
08	Central & West	WA,SA,NT	618



The screenshot shows the 3CX Admin Console interface for configuring an outbound rule. The left sidebar contains navigation options like Dashboard, Phones, Extensions, Groups, Contacts, SIP Trunks, Inbound Rules, Outbound Rules, Digital Receptionist, Ring Groups, Call Queues, Bridges, FAX Extensions, FXS/DECT, Hotdesking, Recordings, Backup and Restore, Call Log, Call Reports, and Settings. The main content area is titled 'Add Outbound Rule' and includes 'OK' and 'Cancel' buttons. The configuration is divided into three sections:

- General:** A text field for 'Rule Name' containing the word 'Local'.
- Apply this rule to these calls:** Four criteria fields:
 - 'Calls to numbers starting with prefix' with the value 'Calls to numbers starting with prefix'.
 - 'Calls from extension(s)' with the value 'Calls from extension(s)'.
 - 'Calls to Numbers with a length of' with the value '8'.
 - 'Calls from extension group(s)' with a '+ Add' button.
- Make outbound calls on:** A table for configuring backup routes for outgoing calls.

Route	Strip Digits	Prepend
1: Breeze Connect	0	618
2: BLOCK CALLS	0	
3: BLOCK CALLS	0	

Note – Set the Prepend rule to which ever code is relevant for your phone systems state.

National and Mobile Calls

Phone calls to Interstate and Mobile numbers

3CX
Support ▾ Updates ▾ English (US) ▾ ↗ A ▾

Add Outbound Rule
Help

General

Rule Name

Apply this rule to these calls

Calls to numbers starting with prefix

Calls from extension(s)

Calls to Numbers with a length of

Calls from extension group(s)
+ Add

Make outbound calls on

Configure up to 5 backup routes for outgoing calls. Each route can be configured differently

Route		Strip Digits	Prepend
Route 1	<input type="text" value="Breeze Connect"/>	<input type="text" value="1"/>	<input type="text" value="61"/>
Route 2	<input type="text" value="BLOCK CALLS"/>	<input type="text" value="0"/>	<input type="text"/>
Route 3	<input type="text" value="BLOCK CALLS"/>	<input type="text" value="0"/>	<input type="text"/>

Premium Numbers

Calls to 13, 1300 and 1800 (toll free) services

3CX
Support ▾ Updates ▾ English (US) ▾ ↗ A ▾

Add Outbound Rule
Help

General

Rule Name

Apply this rule to these calls

Calls to numbers starting with prefix

Calls from extension(s)

Calls to Numbers with a length of

Calls from extension group(s)
+ Add

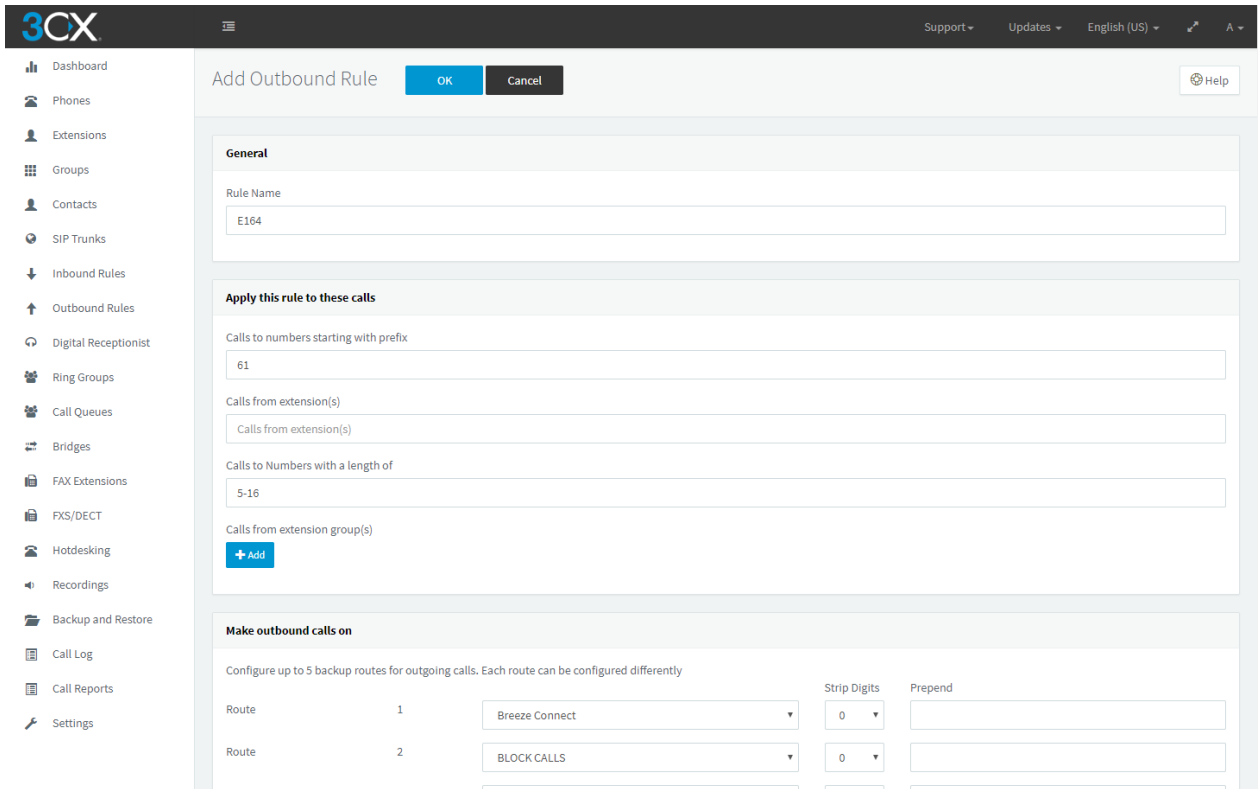
Make outbound calls on

Configure up to 5 backup routes for outgoing calls. Each route can be configured differently

Route		Strip Digits	Prepend
Route 1	<input type="text" value="Breeze Connect"/>	<input type="text" value="0"/>	<input type="text" value="61"/>
Route 2	<input type="text" value="BLOCK CALLS"/>	<input type="text" value="0"/>	<input type="text"/>

E164 Dialling

Call to numbers already in E164 format (E164 is the international telephone numbering plan)



3CX Add Outbound Rule OK Cancel Help

General

Rule Name
E164

Apply this rule to these calls

Calls to numbers starting with prefix
61

Calls from extension(s)
Calls from extension(s)

Calls to Numbers with a length of
5-16

Calls from extension group(s)
+ Add

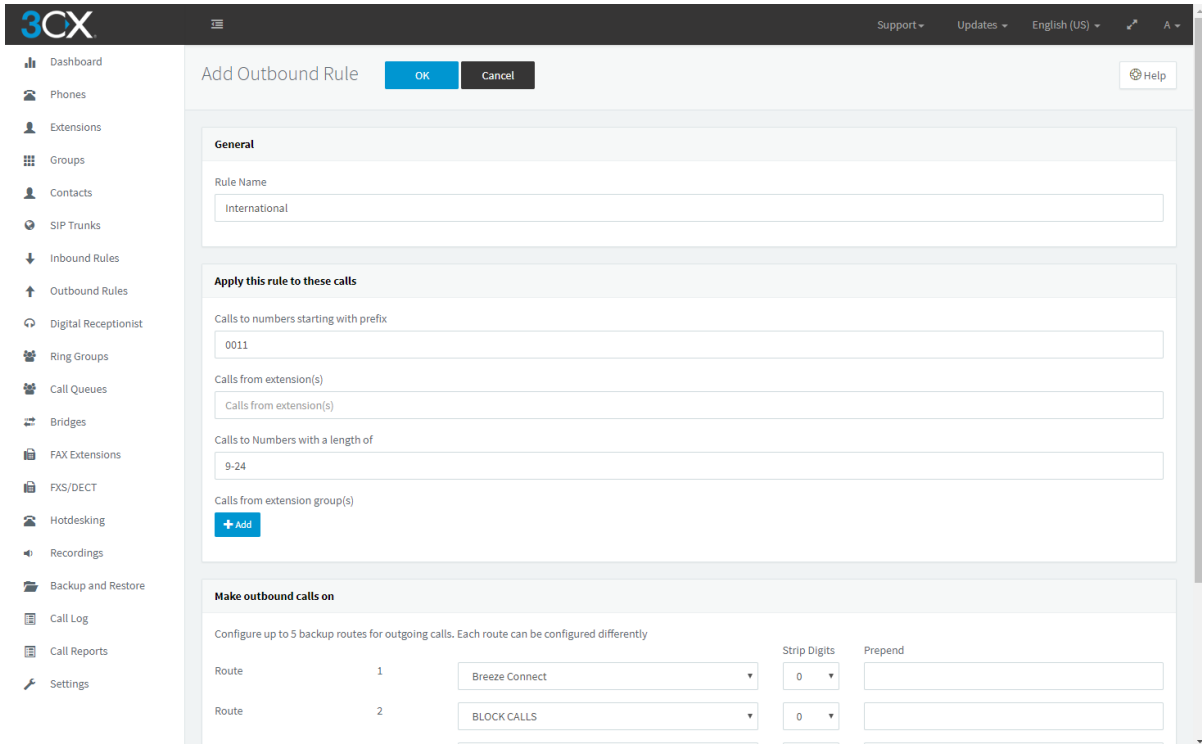
Make outbound calls on

Configure up to 5 backup routes for outgoing calls. Each route can be configured differently

Route	Strip Digits	Prepend
1 Breeze Connect	0	
2 BLOCK CALLS	0	

International Dialling

Calls to Overseas destinations, recommended to only enable if requested.



3CX Add Outbound Rule OK Cancel Help

General

Rule Name
International

Apply this rule to these calls

Calls to numbers starting with prefix
0011

Calls from extension(s)
Calls from extension(s)

Calls to Numbers with a length of
9-24

Calls from extension group(s)
+ Add

Make outbound calls on

Configure up to 5 backup routes for outgoing calls. Each route can be configured differently

Route	Strip Digits	Prepend
1 Breeze Connect	0	
2 BLOCK CALLS	0	